

SÍLABAS AL SON DEL TAMBOR



1° Trnasción "A"

¿Y cómo te resultó tu tambor?
Este es el mío



¿Fue divertido fabricarlo y hacerlo sonar? ¿Cómo resultó su sonido?
Ahora que ya sabes usarlo, te invito a que practiquemos con las sílabas de las palabras
¿Recuerdas? las sílabas son los pedacitos de la palabra
Observa la imagen ¿Ves la torta?



Pues la palabra torta está formada por 2 pedacitos



TOR




TA


Entonces cada vez que des un golpe en el tambor, deberás decir la sílaba o pedacito de una palabra.

Practiquemos....



Vamos a decir **“bolsa”**




BOL



SA



BOL




SA


“tortuga”





TOR




TU




GA



TOR




TU



GA



“río”




RI



O




RI




O


“papel”




PA



PEL




PA



PEL


“comida”




CO



MI




DA



CO




MI




DA

“medusa”





ME




DU




SA



ME




DU




SA

Ahora, para terminar ... un desafío mas grande


Percute y pronuncia las sílabas de **tambor**, tres veces seguidas




TAM





BOR




TAM



BOR



TAM



BOR

Te invito a explorar tu casa, y cuando encuentres algo que te guste,
percute tu tambor siguiendo las sílabas.